

# TOWN OF INDIAN SHORES SPRING 2009-NEWSLETTER



Visit the Town's web site at: [www.myindianshores.com](http://www.myindianshores.com)  
Our email address is: [indshore@myindianshores.com](mailto:indshore@myindianshores.com)

## MARK YOUR CALENDARS!

- Sunday, March 8, 2009 - Discussion of Book Revolutionary Road and refreshments in the Auditorium, 4 pm
- Saturday, March 14, 2009 - Women's Club Fashion Show @ Salt Rock Grill, 11:30 am
- Saturday, March 21, 2009 - Coastal Cleanup, 8 am
- Saturday, April 11, 2009 - 10<sup>th</sup> Annual Easter Egg Hunt, 9 am
- Saturday, April 11, 2009 - Mermaid Cavalcade down Gulf Boulevard, 7:30 am
- Wednesday, April 15, 2009 - Special Waste Management Pick-Up Day
- Friday, April 24, 2009 - Life Line Screening 9:00 am
- Wednesday, May 6, 2009 - Third Annual Hurricane Awareness Party, 7 pm
- Saturday, May 16, 2009 - Hazardous Waste Drop-Off at IRB Town Hall, 9 am to 2 pm
- Monday, May 25, 2009 - Town Memorial Day Picnic, 1 pm to 4 pm
- Sunday, June 14, 2009 - "Gulf Beaches Rays Day", Tropicana Field, 1:38 pm

## FROM THE MAYOR'S CHAIR: by Mayor Jim Lawrence



**THE MARCH ELECTION:** I have had the honor of serving the people of Indian Shores as a member of the Town Council since 1998, the last three years as your Mayor. Being the Mayor, even of a relatively small Town such as ours, has proven to be a challenging and surprisingly time consuming endeavor. Handling the myriad of Indian Shores' issues and problems is, in itself, challenging enough, particularly during this period of extensive construction activity. Adding to that workload is my current Presidency of the eleven city Barrier Islands Governmental Council, member of the Pinellas County Mayor's Council, the County EMS Advisory Board and various ceremonial and County/City social responsibilities.

While the hours can be long, I truly cannot think of a job I would rather have at this stage of my life. For that reason, I decided to file for candidacy for another three year term as the Indian Shores' Mayor. Once again, no other candidate stepped forward during the qualifying process, hence, I am proud and humbled to report that I will begin another term as Mayor effective Tuesday, March 24, 2009.


As ever, my door is always open and my cell phone is always on my hip.

**BEACH IDENTIFICATION TAGS:** Lorraine Tatlock, a full time resident at 700 West, approached me with an idea on how to make our beaches a safer place for residents and visitors. Her idea is to make available Beach Identification Tags that one would take with them when they go out to enjoy the beach and on the ID tag could be their name, an emergency contact number and any special medical conditions. I, probably like you, visit the beach often and rarely if ever, have my wallet with me when I do so. Should an accident or illness occur, from the ID Tag first responders would know who to notify and their knowledge of your medical condition could save your life. We decided to try this program with a minimum quantity purchase of 250 ID Tags to see if the idea takes off. Thus far 25 residents have stopped by Town Hall to pick up their complimentary ID Tag. We will provide more details as we work out the bugs and find the most efficient manner of handling distribution.



Another safety suggestion was provided by one of our email update addressees, Eugene L. Weiner, from West Shore Place condos. While I rarely take my wallet to the beach, I invariably have my cell phone with me. EMTs are trained to check the cell phones of unconscious victims that they respond to for a 911 call. They look for an I.C.E. listing (In Case of Emergency) in the cell's directory and use those numbers to notify concerned parties after the patient is stabilized. I immediately created an I.C.E. address with all relevant phone numbers after reading Eugene's email. You should do the same.

#### FLORIDA DRIVERS LICENSE RENEWAL CHANGES:



These changes to Florida Drivers License renewal procedures are a part of the Florida Department of Highway Safety and Motor Vehicle's preparation for implementation of the Federal Real ID Act. Recent changes in Florida law will move the state toward compliance by January 2010. The Real ID Act is part of a nationwide effort to improve the integrity and security of state-issued driver licenses and ID cards and reduce fraud. The changes stated below became effective October 1, 2009.

The Florida Department of Highway Safety and Motor Vehicles reminds customers seeking a new or renewed Florida driver license or identification card to be prepared to provide proof of their residential address and social security number. Driver licenses and ID cards now show the customer's residential address. A customer's mailing address, such as a Post Office Box number, will no longer be shown on driver licenses and ID cards.

Customers visiting a driver license office must bring proof of their residential address. Examples of acceptable documents include:

- deed
- monthly mortgage statement
- residential rental/lease agreement
- utility hook-up (or work order) dated within 60 days of the application

Customers must also provide proof of their social security number. Examples of acceptable documents include:

- Social Security card
- tax return
- W-2 form
- pay check stub
- DD-214 (military discharge document)
- school record

*The document must include the customer's Social Security Number to be accepted.*

The following documents are accepted primary documents:

- Certified United States birth certificate, including territories and District of Columbia
- Valid, unexpired United States passport
- Certificate of Naturalization
- Although we do not accept out-of-state licenses or ID as primary identification, we will accept them to reciprocate for driver license exams. You will not be required to take the exams again, unless special conditions prevail, for example if the driver demonstrates something that indicates they may not be able to safely drive a vehicle.

The Department provides a list of acceptable documents online at [www.flhsmv.gov/ddl/address.html](http://www.flhsmv.gov/ddl/address.html).

To verify identity, customers are reminded that they must still present two forms of identification. Visit [www.flhsmv.gov/ddl/faqkeys.html#USC](http://www.flhsmv.gov/ddl/faqkeys.html#USC) for lists of acceptable documents for U.S. citizens and non-citizens.

The Town of Indian Shores is celebrating the 60<sup>th</sup> Anniversary of the signing of its Charter this year. Lots of interesting and exciting events are being planned by Town Officials, staff and volunteers. We're hoping you'll come out and join us as we celebrate this milestone in the Town's history!



We kicked off our parade of events on February 14 with a White Elephant Sale and Library Book Sale. This event was co-chaired by Dottie Strahlendorf and Kathy Sturdee. Jason Routzahn and Joyce Ciccarello volunteered their time to prepare some breakfast treats for sale. (Word on the street is that Mayor Lawrence was there with his sleeves rolled up, too!) We enjoyed a great turnout and raised funds for the Women's Club, the Town's Library, and the Employee's Christmas Party. Thanks to everyone that volunteered their time and thanks to everyone that showed up and joined in the fun!

As we're going to press with this newsletter, excitement and anticipation is building for the Town's 60<sup>th</sup> Anniversary Gala event that will feature entertainment by author and songwriter Peter Schroeder and food catered by Salt Rock Grill. Stay tuned for a follow-up report - this promises to be one of the year's highlights.

GULF BEACHES RAYS DAY - by Bonnie Dhonau



Take me out to the ball game! The BIG-C (Barrier Islands Governmental Council) is partnering with the Tampa Bay Rays for our first ever Gulf Beaches Rays Day. Tickets for the June 14 match-up against the Washington Nationals will be available at Town Hall starting on Monday, March 2 for \$30. Each ticket includes a lower box seat in a section close to the Rays' dugout (regular price \$44) and a FREE Rays hat! Come out and join us for this great community event!

**Don't miss out on these upcoming events!**

**Be sure to come out and join us!**

Sunday, March 8, 2009 at 4:00PM

Book Discussion on Revolutionary Road at Town of Indian Shores Library

Presented by Town of Indian Shores Library

Tickets are \$10 each and available at the Town's Library

Mon & Thurs, 1PM - 4PM; Sat 10AM - 1PM through February 28.

Join us for this discussion of Richard Yates' first novel which has recently been made into a film.

In 2005, the novel was chosen by Time as one of the 100 best English language novels from 1923 to the present.

(Wikipedia)

Beverages and dishes popular in the Fifties will be served.

Saturday, March 14, 2009 at 11:30AM

Luncheon & Fashion Show at Salt Rock Grill

Presented by Indian Shores Women's Club

Tickets are a \$25 donation and can be purchased by calling:

Doris Zander 595-4404 or Mary Sutch 595-4149

Fashions by Inspirational Elegance

Saturday, March 21, 2009 at 8:00AM

Coastal Cleanup

Sponsored by Town of Indian Shores

Gather at Town Hall to participate in the Great American Cleanup to keep it "Cleaner and Greener in 2009"

[www.keep pinellasbeautiful.org](http://www.keep pinellasbeautiful.org)

Saturday, April 11, 2009 at 7:30AM

Mermaid Cavalcade Stroll down Gulf Boulevard

Presented by Sandpiper Walking Club

Preview the new pedestrian walkway as part of the Mermaid Cavalcade

Children are free - Adults \$2 donation

For more information: Alice Lawrence 727-595-2173

Wednesday, May 6, 2009 at 7:00PM  
Third Annual Hurricane Awareness Party

Presented by Town of Indian Shores

Our Hurricane Awareness Party grows in popularity from year to year - come on out to see why! Brian McClure, Meteorologist from Bay News 9 will be our keynote speaker along with other returning very popular presenters. Learn the latest on hurricane preparedness, enjoy refreshments, enter to win door prizes! Bring a neighbor and a friend!

Monday, May 25, 2009 1:00PM - 4:00PM

Memorial Day Picnic

Presented by Town of Indian Shores

Council Members especially look forward to the Annual Memorial Day Picnic. Here's an opportunity to gather together with the community while sharing a meal served to you by those you've elected into office.

Free to Town Property Owners and Residents.

Sunday, June 14, 2009 at 1:38PM

First Annual Gulf Beaches "Rays Day"

Sponsored by the Barrier Islands Government Council

Special-purchase tickets will be available for all Gulf Beach residents for a group outing to the TB vs. WAS game at Tropicana Field. This special purchase ticket for \$30 will include a lower box seat and a free Rays baseball cap.

Look for Tickets to go on sale Monday, March 2<sup>nd</sup> at Town Hall.

...and that's just the **FIRST** half of the year!

RECREATION ACTIVITIES GROWING BY LEAPS AND BOUNDS - by Vice Mayor Joan Herndon

Our Recreation Department is the best on the beach! We offer something for everyone who is interested in maintaining their health, an active lifestyle and a busy social life. We have some new opportunities for our visitors and residents to explore every day of the week. See the partial list below and be sure to come into Town Hall and pick up a "What's Happening" flyer for a complete list of activities.



**NEW! Zumba Fitness:** ZUMBA is a fun aerobic workout incorporated with easy to follow dance steps. Let Liz, our Zumba Instructor, help your group feel stronger, younger, happier, and healthier, while dancing to merengue, salsa, mambo, bachata, cha cha, cumbia, flamenco, tango, and rock 'n' roll. Who says exercise can't be fun? Zumba classes available on **Mondays @ 5:30 pm** and **Wednesdays @ 9 am** in the Auditorium. Cost is \$4 per class or 6 classes for \$20. Call Liz at (813) 476-9776 or email her at Liz@Lizumba.com.

**NEW! Bridge Lessons:** Meets **Fridays** in the Auditorium beginning March 6<sup>th</sup> thru April 17<sup>th</sup>. Beginner students meet from 1:00 pm to 3:00 pm. There is no cost for this class, and no partner is necessary. Contact Barbara Smith at 392.2704.

**Yoga Class:** Meets on **Tuesdays & Thursdays @ 9 am** in the Auditorium. Call Tom Meagher at 365.4901. Cost is \$6 per class.

**Senior Exercise:** Meets **Tuesdays & Fridays @ 11 am** in the Auditorium. Call instructors Cindy Brauer at 430.2756 or Sheryl King at 481.4950. Cost is \$5 per class.

**Ballroom Dance Lessons:** Meets **Wednesdays, 7:30 - 8:30 pm** in the Auditorium. A new dance offered every month. Stay and practice until 9 pm. Lessons conducted by Carol Baker, 374.3881. Cost is \$8 per person per class. Partners preferred but not necessary.



**NEW! Beach Ballroom Jukebox Saturday Night Dance Party:** If there is enough participation, we will hold a dance party **one Saturday every month** in the Auditorium. **Our first official Jukebox Saturday Night Dance Party is scheduled for Saturday, April 4<sup>th</sup>.** A variety of music will be played by "Dancing DJ", Mel of AudioStarDj.com. Doors open at 7:00 pm. A dance lesson will be conducted by Carol Baker of Carol Baker's School of Ballroom Dance at 7:15 pm. Open dancing from 8:00 to 11:00 pm. Come out and practice your Swing, Hustle, West Coast, Salsa, Ballroom and Two-step. Cost is \$12 for lesson and dance, or \$10 for dance only. Contact Carol Baker @ 374.3881 or Elaine at the Town Hall at 595-4020, Ext.22. for tickets. Only fifty tickets will be sold!

**Tai Chi Class:** Meets **Thursdays** @ 10:30 am in the Auditorium. Call Deb Marzani @ 397.2826. Cost is \$2 per class donation to the Taoist Tai Chi Society.

**ACBL Duplicate Bridge:** Meets **Wednesdays**, 12:30 – 3:30 pm, in the Auditorium, directed by Nora Harvey, 733.7138. \$5 per game, includes snacks. Come alone or bring a partner. We guarantee you will have a partner.

### COASTAL CLEANUP: by Councilors Steve Sutch and Carole Irelan



The semi-annual Coastal Cleanup is scheduled for **Saturday, March 21<sup>st</sup>**. At our Fall cleanup on October 18<sup>th</sup> we had 70 volunteers! We believe we will surpass this number for the Spring Cleanup. As always we will have doughnuts, coffee, water etc. available. The Keep Pinellas Beautiful Committee will again provide a surprise gift for this event. Please mark your calendars accordingly. Cleanup will start at 8:00 am at Town Hall.

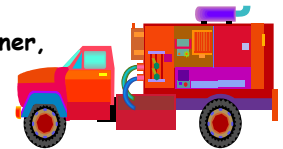
We have also scheduled our Special Waste Management pick-up of items normally not set out for rubbish collection. This event is scheduled for **Wednesday, April 15<sup>th</sup>**. This collection consists of items such as furniture and appliances, etc. Items must be placed CURBSIDE ONLY. However, it does not include hazardous materials such as batteries and old paint cans. Hazardous waste items require that you take them to a specific place in Indian Rocks Beach. This event is held once a year and is scheduled for **Saturday, May 16<sup>th</sup>**, from 9 am to 2 pm. For more information, call 595-2517 and ask for the Public Services Department.

### PINELLAS SUNCOAST FIRE & RESCUE UPDATE: by Councilor Bill Smith

Our fire department, the Pinellas Suncoast Fire & Rescue District (PSFRD) has weathered one important storm while it continues to battle others.

On January 22, the Pinellas County Delegation, consisting of the elected Senators and members of the House that represent Pinellas County citizens in the State legislature, held their second and final public meeting in preparation for their annual legislative session in Tallahassee. On the agenda for this meeting was a proposed bill calling for transferring the portion of PSFRD's district on the mainland to the City of Seminole Fire & Rescue district. The result of the passage of this bill would be the elimination of over half of PSFRD's revenue and the closing of Fire Station 29—in the short term resulting in increased fire fees for Indian Shores, Indian Rocks Beach, Belleair Beach and Belleair Shore, and eventually leading to the demise of PSFRD.

The bill was sponsored by State Representative Janet Long, former City of Seminole Commissioner, and Senator Dennis Jones. Representative Long argued strongly for passage of the bill, pointing out savings in costs to mainland residents and ignoring the increased costs to the remaining PSFRD district residents. PSFRD's attorney, countered her claims, arguing that, because PSFRD's district boundaries were set by a referendum vote of the citizens, changing the boundaries should be done only by referendum. Further he argued, because PSFRD's charter requires a vote of its citizens in order to change the amount of its fire fees, residents transferred from PSFRD's district into Seminole's fire district would lose their rights to vote on their fire fees.



After hearing the arguments, the Legislative Delegation voted 7-5 against the proposed bill. Based on that vote, PSFRD's fire district boundaries will remain unchanged.

But our fire district's economic challenges are not over. Maintaining the current fire district boundaries has no bearing on the decision the County has made to consolidate the boundaries it uses for EMS services. PSFRD will be losing over \$400,000 per year—about 10% of its annual budget—in EMS funds. And there will be continuing efforts to consolidate the variety of fire districts that provide services to Pinellas County residents. But "half-baked" plans like this one, that would result in decreased costs for some and increased costs for others, are not the answer—and we must continue to be vigilant to prevent becoming victim to plans put forward out of selfish interests.

**LIFE LINE SCREENING:** Life Line Screening will take place on **Friday, April 24<sup>th</sup>** in the Town Hall Auditorium, starting at 9:00 am. All four tests for stroke, vascular disease and heart rhythm for \$139. Add an osteoporosis screening for only \$10 more. Pre-registration is required. Please call 1-800-324-1851 to set up your appointment.

## SUMMERTIME SECURITY & SAFETY TIPS!

Dear Community Friends - During warm weather months, we often see an increase in burglary and thefts. Reason why: Windows at residences are left open for ventilation when residents are not home. Unattended open garages while residents are working in the yard or have briefly left the home. Unattended personal belongings while at the beach or other recreational venues. Unattended personal belongings visible in our vehicles. Here are some summer-time safety tips to help reduce incidents of burglary and theft.



**Close And Lock Windows:** Limit How Far They Can Be Opened. When you are away from home, close and lock your doors and windows. While at home, you should only leave windows open enough for ventilation, but not wide enough for someone to gain entry, use a dowel for sliding glass windows cut to allow the window to open no more than 4". For double hung windows, consider sash pins. Some windows have stops installed on the inside track, which will prevent the window from being opened too far.

**Lock Your Doors:** Some residents go to the store for a short trip and leave their doors open and/or unlocked. They returned to find their home burglarized. Lock your doors and windows anytime you leave home. Do not make it easy for the burglars.

**Recommendations Regarding Sliding Windows & Doors:** (1) The design of some sliding doors and windows allow the slider to be removed from the track at the  $\frac{3}{4}$  to fully opened position. They should not be able to be removed from a partially opened position. Installing flat head screws in the upper track of the window can help. Install the screws high enough for the window or door to slide freely, but low enough to prevent the window from being lifted up and out of the track from a partially opened position. (2) Use dowels for sliding windows and doors. You can use two sizes of dowels, one for when the window is in the closed position and one to allow the window to be opened enough for ventilation (no more than 4") but not allow someone to force the window open further to gain entry. I still advise that you close and lock all windows and doors for any time you are away from your home. (3) Where you have single pane glass windows, consider replacing them with thermal insulated, double pane windows. They are better for security as well as the energy efficiency of the home. Yes, this is a high cost fix, but it is worth it.

**4<sup>th</sup> Of July Public Safety Reminder:** The Indian Shores Police Department would like to remind the public that the use of fireworks is prohibited in the Town of Indian Shores. For More Information Call: Detective Jason Routzahn, ISPD @ 727-595-5414 or [Jroutzahn@myindianshores.com](mailto:Jroutzahn@myindianshores.com)



### INDIAN SHORES LIBRARY: by Dottie Strahlendorf, Chairperson

The books sale held on February 14<sup>th</sup> was a great success! I would like to thank all the people who came out and made a donation to the library and picked up some fabulous reading material. I very much appreciate all of the volunteers who helped with this event. All the books that did not sell were donated to Goodwill.

The Library will be hosting a **Read & Feed**, a get-together featuring the review of the book [Revolutionary Road](#) for discussion and food inspired by the book. The Read & Feed is open to all library members, with a small fee to cover costs. The event is set for **Sunday, March 8, 2009 @ 4:00 pm**. Come by the library for more information. If you'd like to help out with the planning and execution, please contact Alice Lawrence at 595.2173 or email her at [pipers@tampabay.rr.com](mailto:pipers@tampabay.rr.com).

### INDIAN SHORES WOMEN'S CLUB: by Mary Sutch, President

The Indian Shores Women's Club is sponsoring a Luncheon/Fashion Show on Saturday, March 14<sup>th</sup>, at the Salt Rock Grill at 11:30 am. Fashions will be presented by Inspirational Elegance. A \$25 donation for this event will go to supporting our charities. For tickets, call Mary Sutch at 595-4149 or Doris Zander at 595-4404. The next regular meeting is scheduled for April 9<sup>th</sup> at 7 pm at the Indian Shores Town Hall.



**10<sup>th</sup> ANNUAL EASTER EGG HUNT:** - brought to you by your Friends at the Salt Rock Grill, **Saturday, April 11<sup>th</sup>** in Estelle Harper Park, behind the Town Hall. 1<sup>st</sup>, 2<sup>nd</sup> and 3<sup>rd</sup> prizes for each age group:

Baby Bunny Hunt (Ages 1-2) - 9:30 AM  
Toddler Hunt (Ages 3-4) - 9:35 AM  
Junior Hunt (Ages 5-6) - 9:40 AM



## PLAN, PREPARE, & PROTECT!

If you live in Indian Shores your property is located in a Special Flood Hazard Area (SFHA). The Flood Disaster Protection Act of 1973 and the National Flood Insurance Reform Act of 1994 made the purchase of flood insurance mandatory for federally backed mortgages on buildings located in SFHAs. It also affects all forms of Federal or Federally related financial assistance for buildings located in SFHAs. The SFHA is the base (100-year) floodplain mapped on a Flood Insurance Rate Map (FIRM). It is shown as one or more zones that begin with the letter "A" or "V."

Many areas within the Town flood with only a high tide and west wind. There is a 26% chance of being flooded over the life of a 30 year mortgage. The Town of Indian Shores has not sustained severe wind damage from the hurricanes that have passed close to our shores. Flooding has caused most of the damage sustained in the past during hurricane events. Waters stirred in the Gulf of Mexico and Boca Ciega Bay by hurricane-force winds rise over the seawalls. Additionally, high tides prevent heavy rains normally associated with hurricanes from draining into the bay and gulf. Consequently, rainwater can backup into homes from the streets.

The Town of Indian Shores receives notification through Pinellas County in the event of an emergency. Flood Warnings will be given through the Towns' warning system and local television and radio stations. Tune into these media's for instructions during times of possible flooding.

It is important to stay informed. Listen to the news and weather channels, for example NBC, ABC, CBS, Bay News 9, The Weather Channel and also local radio stations while you have electric power. You should keep a battery operated radio available in case of a power outage, along with plenty of back-up batteries. For more storm preparedness information please visit



<http://www.pinellascounty.org/emergency/stayconnected.htm> .

The entire Town of Indian Shores is located in an Evacuation Level A, which is the first level that will be ordered to evacuate. To register for special needs assistance, do one of the following: Visit [www.pinellascounty.org/emergency](http://www.pinellascounty.org/emergency) and submit a form online, or call Pinellas County Emergency Management at 727-464-3800. Arrangements will be made through the Emergency Management procedures to aid people who need help evacuating. Because the Tampa Bay Region could require as long as 26 hours to evacuate, be prepared ahead of time. If possible, building contents should be moved

to highest levels.

Being aware of what steps to take to minimize your loss prior to a flood is the first step to safety.

1. Tune into radio or television for flood warnings.
2. Heed warnings from officials; evacuate when orders are given, turn off electric and gas.
3. Have an evacuation and shelter route.
4. Have a small bag with essentials prepared.
5. Be cautious at night.
6. Have battery operated flashlight and radios in working condition and extra batteries.

Homeowner's insurance policies do not cover losses due to flooding. Indian Shores participates in the National Flood Insurance Program which makes flood insurance available to everyone in the town. For most, a home and its contents are their greatest investment. We strongly urge you to buy flood insurance to protect yourself from a devastating loss. Keep in mind that there is a thirty day waiting period before coverage goes into effect.

Information about flood policies is available from your insurance agent. Property owners can insure their buildings and contents and renters can insure their possessions. Just because you have not been flooded in the past does not mean you will not be flooded in the future. It's not a question of "if" our area will be hit by a hurricane, but "when." Call your insurance agent now so that you will be fully prepared for future events. Do not wait for a disaster to devastate your family.

Moving outdoor furniture and relocating downstairs furniture to higher floors will minimize loss. Sandbags can be placed to help slow down flood waters reaching your possessions. Retrofitting, grading a yard and correcting drainage problems are ways to minimize loss prior to floods occurring. Retrofitting involves building flood walls, elevating a structure, etc.

All development (new construction, repair/replacement work, additions, fences, etc.) requires a permit. If you see any non-permitted work or need additional information please contact Indian Shores Building Department (727) 517-3940.

New buildings in the SFHA must be protected from flood damage. Our building code requires that new residential buildings must be elevated 3' above the base flood elevation. The ordinance also requires that all substantial improvements to a building must be treated as a new building. A substantial improvement is when the value of an addition, alteration, repair, or reconstruction project exceeds 50% of the value of the existing building. In the case of an addition, only the addition must be protected. In the case of an improvement to the original building, the entire building must be protected. Additionally, substantially damaged buildings must also be brought up to the same standards e.g., a residence damaged so that the cost of repairs equals or exceeds 50% of the building's value before it was damaged must be elevated 3' above the base flood elevation.

FEMA provides flood mitigation assistance funds to assist states and communities implement measures to reduce or eliminate the long term risk of flood damage under the NFIP. Information is available at [www.FEMA.gov](http://www.FEMA.gov) or at Indian Shores Building Department.

The Town has a system of drainage channels and ditches for stormwater management purposes. They are inspected twice a year by our public service department. These ditches are of vital importance since the water flowing through them drains our streets. State Law prohibits dumping in these waterways. Violations should be reported to Indian Shores Building Department at 727-517-3940.

Should you be interested in obtaining flood zone information or further information on any of the above subjects, please contact the Indian Shores Building Department at 727-517-3940. In addition, the Town Library located at 19305 Gulf Blvd provides flood protection information and maintains copies of the Indian Shores Flood Insurance Rate Maps (FIRM).

Also, available at the Building Department and on the Town website at "<http://www.myindianshores.com> are copies of FEMA elevation certificates on all buildings constructed in the SFHA since 1986. In addition to the elevation certificates, we also provide a mapping service for a specific property within Indian Shores. This form is available on our website under "Flood Information" and then "Services provided" or call the Building Department at 727-517-3940.

Important Phone Numbers: Pinellas County Citizen Information 727-464-4333, Pinellas County Emergency Mgmt 727-543-3150, Pinellas Hurricane Hotline 727-462-0500, FEMA 1-800-621-3362, Progress Energy - Power Outage 1-800-228-8485, Pinellas County Highway 727-464-8900, Pinellas County Utilities 727-464-4000, Weather Center 813-645-2323, Price Gouging 1-866-966-7226, Pinellas County Animal Services 727-582-2600, Pre/post disaster resources 211, Red Cross North 727-446-2358, Red Cross South 727-898-3111.

*CRS 2/2009 Newsletter*


### [SOME FLOOD PROTECTION TECHNIQUES TO CONSIDER.](#)

**Preventing Backflow:** Using Valves, Plugs, Caps, and Seepage Barriers in Flood Protection: When there is more water outside than inside a floodwall, levee, or building, water continually tries to get inside. Obvious paths of intrusion are sewer drains for the bathtub and toilet and drainage tubes in floodwalls and levees. Floor drains in some areas of buildings also could provide such a path. Any drain with its inside opening below flood level must be blocked. The drains may not be obvious - such as air-conditioning condensate drains - so look carefully.

**Seepage:** The solution to seepage problems is to block underground flow with a barrier that increases the distance water must travel through the ground to get past your barrier. Most Louisiana soils have more than 30 percent clay content, so seepage is not a significant problem for floods shorter than two days; however, if the soil was imported for construction of the building, the rate of seepage should be determined. This is done using the percolation test commonly used to determine whether a septic system will drain properly.

**Tips:** Prevent sewage back-flow with a valve installed in the main sewer line. For back-flow protection without human intervention, use a flap valve. Back it up with a positively sealing ball valve, gate valve or plug. More elaborate valve systems are available. Caps or plugs may be used instead of valves on exposed storm drains to prevent back-flow. Flow is blocked in both directions. On open-ended drain tubes, keep valve gaskets, cap seats and threads clean so they will function properly. Know where removable caps are kept. In an emergency, prevent sewer back-flow by stuffing a plastic bag full of rags into the sewer pipe at the clean-out. Never use pumps and barriers to create a water-level difference of more than 3 feet without proper design by a competent professional.

**Sandbag Barriers -Short Sandbag Walls:** For walls four bags high or less, a simple vertical stack can work. Bolster the wall on the dry side every 5 feet with a cluster of bags or by providing other support. You may use the building to support a short vertical stack. Vertical stacks are used to block doorways also. Caulking weep holes on brick veneer buildings can slow the passage of water into a building, but water will pass through the brick itself unless it has been sealed or the building has been wrapped. Blocking doors and weep holes is not a reliable flood protection method.



**Sandbag Levees:** Where you need protection from water deeper than 2 feet, the stack of sandbags should look more like a levee. To incorporate 6-mil plastic sheeting into the stack, first lay the sheet along the ground where the outside edge of the sandbag levee will be. It should be 6 mils or heavier, and three times as wide as the intended height of the levee. As you add bags, bring the sheeting up between them in stair-step fashion. You can add plastic sheeting to the face of a sandbag levee instead of weaving it between the bags (see diagram). In either case, don't stretch the plastic; it should be slack wherever it isn't completely supported by the bags. Add height to the levee by adding bags to the inside and crown. A bonding trench will help prevent the levee from sliding. When blocking an opening, the plastic sheeting should overlap the permanent structure at least 2 feet on each end. Continue the sandbagging a couple of feet beyond the opening in front of a permanent wall or levee to get a good seal.



### *CRS ACTIVITY 330 FLOOD PROTECTION*

**Flood Damage Reduction:** The entire Town of Indian Shores lies within a Special Hazard Flood Area. There is a small area of the Town that is encompassed by Gulf Blvd, Second Street, Park Blvd. and the north property line of the Town Hall that is known as the "Town Square Area" which is also called the "Repetitive Loss Area". This Repetitive Loss area consists of 31 structures which are especially prone to flooding due to the lowest point having an elevation of only three to four and one-half feet above mean sea level (msl). This location is near Gulf View Cabin Villas, which lies east of Gulf Boulevard, between 192nd and 193rd Avenue

**MANAGING YOUR FLOOD INSURANCE CLAIM**

FEMA F-685

<b>FIRST STEPS IN FILING YOUR CLAIM</b> <i>A flood can be devastating, but it's crucial to begin the recovery process right away.</i>	<b>MANAGING THE REPAIR PROCESS</b> <i>Most claims are settled within 30 to 60 days of filing. Repairs can take some time so it's important to be attentive during the repair process.</i>	<b>REBUILD AND RENEW</b> <i>It's not always easy, but the time you take to ensure proper repairs will be well worth it in the long run.</i>
Call your flood insurance agent or company with your policy number and contact information.	For major repairs, get a minimum of three estimates. If there are variations in cost, question the contractors.	It's not always easy, but the time you take to ensure proper repairs will be well worth it in the long run.
An adjuster should be assigned to you within a few days. When they visit, you or someone you trust should be present.	Make sure all estimates provide work details, give a fixed price, and are signed. Never proceed with repairs on the basis of a verbal agreement.	Now more than ever you will appreciate the decision you made to purchase flood insurance.
Gather any photos, receipts, and itemized lists you made prior to the flood.	Don't let anyone take advantage of you. Natural disasters attract unqualified contractors looking to work cheaply for cash.	Remember, your policy will not automatically be renewed, it's your responsibility to renew your policy annually. For further information, call 1-800-42-4661.
Take photos of water and damaged property in the house.	Ask for state licenses and references, including names and phone numbers. Take the time to call them.	
Keep swatches of carpets or fabrics for your adjuster. Local officials may require disposal of damaged items.	Books, heirlooms and photos may be restored using tips available online at <a href="http://www.fema.gov/hazards/floods/coping.shtm">http://www.fema.gov/hazards/floods/coping.shtm</a>	
Work with the adjuster to calculate the damage in order to prepare an accurate estimate.		
Note that flood insurance only covers basement items essential to the building's structure, like a furnace and hot water heater.	CRS 2/2009	

**THE BENEFITS OF FLOOD INSURANCE VERSUS DISASTER ASSISTANCE**

<b>FLOOD INSURANCE</b>	<b>DISASTER ASSISTANCE</b>
You are in control. Flood insurance claims are paid even if a disaster is not declared by the President.	Most forms of federal disaster assistance require a Presidential declaration.
Between 20 and 25 percent of all claims paid by the NFIP are outside of Special Flood Hazard Areas.	Federal disaster assistance declarations are awarded in less than 50% of flooding incidents.
There is no payback requirement.	The most typical form of disaster assistance is a loan that must be repaid with interest.
Flood insurance policies are continuous, and are not non-renewed or cancelled for repeat losses.	The duration of a Small Business Administration (SBA) disaster home loan is approximately 30 years.
Flood insurance reimburses you for all covered losses up to \$250,000 for homeowners and \$500,000 for businesses.	The average Individuals and Households Program award is about \$4,000.
The average cost of a \$100,000 flood policy is about \$500 annually. The cost of a \$50,000 flood policy is less than \$200 annually, depending on where you live.	Repayment on a \$50,000 SBA disaster home loan is \$240 a month or \$2,880 annually at 4% interest.

For more information about the NFIP and flood insurance, call 1-800-427-4661, or contact your insurance company or agent. For an agent referral, call 1-888-435-6637, TDD 1-800-427-5593, <http://www.fema.gov/business/nfip>, and <http://www.floodsmart.gov>  
CRS 2/2009

The Town of Indian Shores is concerned about the potential flooding that could occur, not only in this area, but in the entire Town. Therefore, the Town recently completed the installation of a stormwater system. This system is located throughout the entire Town to help floodwater carrying capacity. However, here are some things you can do to help protect yourself and your property from future flooding:

- (1) Check with the Building Department (727-517-3940) on the extent of past flooding in your area. Department staff can tell you about the causes of repetitive flooding, what the Town is doing about it, and what would be an appropriate flood protection level. Town staff can visit your property to discuss flood protection alternatives.

(2) To prepare for a flood, you should: Know how to shut off the electricity and gas to your house when a flood comes. Make a list of emergency numbers and identify a safe place to go to. Make a household inventory. Put insurance policies, valuable papers, medicine, etc. in a safe place. Collect and put cleaning supplies, camera, waterproof boots, etc. in a hand place. Develop a disaster response plan - See the Red Cross' website: [www.redcross.org/services/disaster/](http://www.redcross.org/services/disaster/) for a copy of the brochure "Your Family Disaster Plan". Get a copy of *Repairing Your Flooded Home*. We have copies in our Building Department or it can be found on the Red Cross' website, too.

(3) Consider some permanent flood protection measures. Mark your fuse or breaker box to show the circuits to the floodable areas. Turning off the power to the garage can reduce property damage and save lives. Avoid building in a floodplain unless you elevate and reinforce your home. Elevate the A/C system, water heater, and electric panel if susceptible to flooding. Install "check valves" in sewer traps to prevent flood water from backing up into the drains of your home. Construct barriers (levees, beams, floodwalls) to stop floodwater from entering the building. Floodproof areas below the base flood elevation (BFE). More information can be found in *Homeowner's Guide to Retrofitting: Six Ways to Protect Your House from Flooding*. Copies are in the Building Department, the Indian Shores Library, and at [www.fema.gov/hazards/floods/lib312.shtm](http://www.fema.gov/hazards/floods/lib312.shtm). Note that some flood protection measures may need a building permit and others may not be safe for your type of building, so be sure to talk to the Building Department.

(4) Get a flood insurance policy. Homeowner's insurance policies do not cover damage from floods. However, because Indian Shores participates in the national Flood Insurance Program, you can purchase a separate flood insurance policy. This insurance is backed by the Federal government and is available to everyone, even properties that have been flooded. Because Indian Shores participates in the Community Rating System, you will receive a reduction in the insurance premium. Because your area is not mapped as a Special Flood Hazard Area, you may qualify for a lower-cost Preferred Risk Policy. Some people have purchased flood insurance because it was required by the bank when they got a mortgage or home improvement loan. Usually these policies just cover the building's structure and not the contents. During the kind of flooding that happens in your area, there is usually more damage to the furniture and contents than there is to the structure. Be sure you have contents coverage. Don't wait for the next flood to buy insurance protection. In most cases, there is a 30-day waiting period before National Flood Insurance Program coverage takes effect. Contact your insurance agent for more information on rates and coverage.

(5) Funding Sources for Repetitive Loss Properties: The National Flood Insurance Program (NFIP) is continually faced with the task of paying claims while trying to keep the price of flood insurance at an affordable level. It has a particular problem with repetitive loss properties, which are estimated to cost \$200 million per year in flood insurance claim payments. Repetitive loss properties represent only one percent of all flood insurance policies, yet historically they account for nearly one-third of the claim payments (over \$4.5 billion to date). Mitigation of the flood risk to these repetitive loss properties will reduce the overall costs to the NFIP as well as to individual homeowners. Accordingly, over the years, Congress has created a variety of funding sources to help repetitive loss property owners reduce their exposure to flood damage. The Federal Emergency Management Agency (FEMA) now has five grant programs and one insurance benefit. More information on these programs can be found on the noted websites.

- Hazard Mitigation Grant Program (HMGP) - a grant made available after a Presidential disaster declaration ([www.fema.gov/government/grant/hmgp/index.shtm](http://www.fema.gov/government/grant/hmgp/index.shtm)).
- Flood Mitigation Assistance (FMA) - a grant that your community can apply for each year ([www.fema.gov/government/grant/fma/index.shtm](http://www.fema.gov/government/grant/fma/index.shtm)).
- Pre-Disaster Mitigation (PDM) - a nationally competitive grant that your community can apply for each year ([www.fema.gov/government/grant/pdm/index.shtm](http://www.fema.gov/government/grant/pdm/index.shtm)).
- Repetitive Flood Claims (RFC) - a grant that FEMA administers for certain repetitive loss properties where there is no local government sponsor ([www.fema.gov/government/grant/frc/index.shtm](http://www.fema.gov/government/grant/frc/index.shtm)).
- Severe Repetitive Loss (SRL) - a grant that is reserved for "Severe" repetitive loss properties, i.e., those with their flood insurance policies administered by FEMA's Special Direct Facility rather than a private insurance company ([www.fema.gov/government/grant/srl/index.shtm](http://www.fema.gov/government/grant/srl/index.shtm)).
- Increased Cost of Compliance (ICC) - an extra flood insurance claim payment that can be provided if an insured building was flooded and then declared substantially damaged by the local permit office. ([www.fema.gov/library/viewRecord.do?id=3010](http://www.fema.gov/library/viewRecord.do?id=3010)).

Most of the FEMA grants provide 75% of the cost of a project. The owner is expected to fund the other 25%, although in some cases the state or local government may contribute to the non-FEMA share. ICC pays 100% (up to \$30,000) of the cost of bringing the damaged building up to the local ordinance's flood protection standards.

Each program has a different Congressional authorization and slightly different rules. These are summarized in the table on the next page. States and communities set their own priorities for the use of the grant funds, but they are strongly encouraged to address their repetitive flood problems. In no case, can a FEMA grant be used on a project without the completely voluntary agreement of the owner.

Types of Project Funded	HMGP	FMA	PDM	RFC	SRL	ICC
Acquisition of the entire property by a gov't agency	x	x	x	x	x	
Relocation of the building to a flood free site	x	x	x	x	x	x
Demolition of the structure	x	x	x	x	x	x
Elevation of the structure above flood levels	x	x	x	x	x	x
Replacing the old building with a new elevated one	x				x	x
Local drainage and small flood control projects	x				x	
Dry floodproofing (nonresidential buildings only)		x	x		x	x
Percent paid by FEMA program	75%	75%	75%	100%	75%	100%
Application notes	1,2	1	1		1	3

Application notes: (1) Requires a grant application from your local government (2) Only available after a Presidential disaster declaration (3) Requires the building to have a flood insurance policy and to have been flooded to such an extent that the local government declares it to be substantially damaged.

What you can do: (1) Check the websites and read up on the details of the funding programs that are appropriate for your situation. For example, if your state has not been declared a Federal disaster area for some time, look at the grants that have annual application procedures, not HMGP. (2) Talk to your local planning, building, or emergency management official to see if your community is interested in applying for a grant for properties like yours. (3) Talk to your permit office to make sure they are aware of ICC. In some cases a local ordinance might be worded to trigger ICC for a repetitive loss property that was not substantially damaged. (4) Keep your flood insurance policy in force. Several grants and ICC only fund properties that currently have a flood insurance policy.



This site was once repetitively flooded homes before FEMA funds helped acquire them.

This repetitive loss house was elevated with help from a FEMA grant.

# PUBLIC NOTICE - TOWN OF INDIAN SHORES



Full Cost Accounting for Solid Waste Management for the period from October 1, 2007 through September 30, 2008 as required by Section 403.7049 of the Florida Statutes and Rule 17.708 of the Florida Administrative Code.

	RESIDENTIAL	COMMERCIAL
Monthly Cost of Solid Waste Collection		
10/1/07 - 3/31/08	\$ 7.14	\$ 56.83
4/1/08 - 9/30/08	\$ 7.45	\$ 59.27
Monthly Cost of Solid Waste Disposal		
10/1/07 - 3/31/08	\$ 7.22	\$ 85.40
4/1/08 - 9/30/08	\$ 7.53	\$ 89.07
Total Monthly Solid Waste Management Cost per Account		
10/1/07 - 3/31/08	\$ 14.36	\$ 142.23
4/1/08 - 9/30/08	\$ 14.98	\$ 148.34

The cost information provided above is on a monthly average basis per account and averages the different types of services available. Actual costs for a given account may have been different than that reported above due to the actual type of service provided to that account.

*This report is presented in lieu of a paid advertisement in the St. Petersburg Times.*



Town of Indian Shores  
19305 Gulf Boulevard  
Indian Shores, FL 33785

